






Extended ID	Deviations of Extended Question	Affected Metrics	Findings of DVV	Response of HEI *										
1. Program														
1.1	Number of programs offered year-wise for last five years  HEI Input : <table border="1"> <thead> <tr> <th>2018-19</th> <th>2017-18</th> <th>2016-17</th> <th>2015-16</th> <th>2014-15</th> </tr> </thead> <tbody> <tr> <td>28</td> <td>28</td> <td>22</td> <td>19</td> <td>14</td> </tr> </tbody> </table>	2018-19	2017-18	2016-17	2015-16	2014-15	28	28	22	19	14	1.2.2	Please provide year-wise list of ALL programs that have been operational during the assessment period	
2018-19	2017-18	2016-17	2015-16	2014-15										
28	28	22	19	14										


1.2	Number of departments offering academic programmes  HEI Input : 4  Change Input (Optional) :  <input type="text"/>	3.1.6	Please provide the Provide the web link of the departments in University and ensure that the link leads to the department specific data	  Supporting Document : (If any)
-----	--	-------	---	--

2.1	Number of students year-wise during the last five years  HEI Input : <table border="1"> <thead> <tr> <th>2018-19</th> <th>2017-18</th> <th>2016-17</th> <th>2015-16</th> <th>2014-15</th> </tr> </thead> <tbody> <tr> <td>1571</td> <td>1244</td> <td>993</td> <td>994</td> <td>913</td> </tr> </tbody> </table>	2018-19	2017-18	2016-17	2015-16	2014-15	1571	1244	993	994	913	2.2.3 4.3.2 1.3.3 2.2.2 2.1.1 5.1.4 2.3.3 1.3.4 3.6.4 5.1.2 5.1.1 4.2.6	Please Provide appropriate document duly certified by competent authorities. Please Include the total number of students on roll across all programs year-wise	  Supporting Document :
2018-19	2017-18	2016-17	2015-16	2014-15										
1571	1244	993	994	913										

2.2	<p>Number of outgoing / final year students year-wise during the last five years</p> <p>HEI Input :</p> <table border="1" data-bbox="293 552 837 682"> <thead> <tr> <th>2018-19</th> <th>2017-18</th> <th>2016-17</th> <th>2015-16</th> <th>2014-15</th> </tr> </thead> <tbody> <tr> <td>237</td> <td>235</td> <td>228</td> <td>251</td> <td>266</td> </tr> </tbody> </table>	2018-19	2017-18	2016-17	2015-16	2014-15	237	235	228	251	266	5.2.1 5.2.2	<p>Please provide Provide document showing the number of outgoing/final year students in different programs during the assessment period duly authorised. Please include Include all students eligible for registration for the final examination</p>  <p>Supporting Document : (If any)</p>
2018-19	2017-18	2016-17	2015-16	2014-15									
237	235	228	251	266									


<p>Number of students appeared in the examination conducted by the Institution, year-wise during the last five years</p> <p>HEI Input :</p> <table border="1" data-bbox="191 1459 737 1589"> <thead> <tr> <th>2018-19</th> <th>2017-18</th> <th>2016-17</th> <th>2015-16</th> <th>2014-15</th> </tr> </thead> <tbody> <tr> <td>1571</td> <td>1244</td> <td>993</td> <td>994</td> <td>913</td> </tr> </tbody> </table>	2018-19	2017-18	2016-17	2015-16	2014-15	1571	1244	993	994	913	2.5.2	<p>Please provide Provide document showing the number of students appeared in the university examination year-wise and program wise during the assessment period. Please note: Only students appearing in even semester examinations during each of the five years will be considered</p>  <p>Supporting Document : (If any)</p>
2018-19	2017-18	2016-17	2015-16	2014-15								
1571	1244	993	994	913								


2.4	<p>Number of revaluation applications year-wise during the last 5 years</p> <p>HEI Input :</p> <table border="1" data-bbox="293 493 837 625"> <tr> <td>2018-19</td> <td>2017-18</td> <td>2016-17</td> <td>2015-16</td> <td>2014-15</td> </tr> <tr> <td>5</td> <td>3</td> <td>4</td> <td>2</td> <td>6</td> </tr> </table>	2018-19	2017-18	2016-17	2015-16	2014-15	5	3	4	2	6	2.5.3	<p>Please provide Provide the number of applications received for revaluation year-wise duly certified by the appropriate authority</p>  <p>Supporting Document : (If any)</p>
2018-19	2017-18	2016-17	2015-16	2014-15									
5	3	4	2	6									

3. Teachers													
3.2	<p>Number of full time teachers year-wise during the last five years</p> <p>HEI Input :</p> <table border="1" data-bbox="293 1052 837 1184"> <tr> <td>2018-19</td> <td>2017-18</td> <td>2016-17</td> <td>2015-16</td> <td>2014-15</td> </tr> <tr> <td>87</td> <td>65</td> <td>60</td> <td>53</td> <td>53</td> </tr> </table>	2018-19	2017-18	2016-17	2015-16	2014-15	87	65	60	53	53	<p>2.4.1 2.4.2 4.2.6 2.2.2 2.4.3 3.4.5 6.3.4 2.4.4 6.3.2 2.3.2 3.4.6</p>	<p>Please provide Provide the department-wise list of full time teachers during the assessment period</p>  <p>Supporting Document : (If any)</p>
2018-19	2017-18	2016-17	2015-16	2014-15									
87	65	60	53	53									

3.3	<p>Number of sanctioned posts year-wise during the last five years</p> <p>HEI Input :</p> <table border="1" data-bbox="321 1570 1023 1661"> <tr> <td>2018-19</td> <td>2017-18</td> <td>2016-17</td> <td>2015-16</td> <td>2014-15</td> </tr> <tr> <td>87</td> <td>65</td> <td>60</td> <td>53</td> <td>53</td> </tr> </table>	2018-19	2017-18	2016-17	2015-16	2014-15	87	65	60	53	53	2.4.5 2.4.1	<p>Please provide Official letter(s) of sanction of posts from the statutory body or the Government , Official letter from the Board of Management during the assessment period</p>
2018-19	2017-18	2016-17	2015-16	2014-15									
87	65	60	53	53									
3.3	<p>Number of sanctioned posts year-wise during the last five years</p>	2.4.5 2.4.1	<p>Please provide Official letter(s) of sanction of</p>										

	HEI Input : <table border="1"> <tr> <td>2018-19</td> <td>2017-18</td> <td>2016-17</td> <td>2015-16</td> <td>2014-15</td> </tr> <tr> <td>87</td> <td>65</td> <td>60</td> <td>53</td> <td>53</td> </tr> </table>	2018-19	2017-18	2016-17	2015-16	2014-15	87	65	60	53	53		posts from the statutory body or the Government , Official letter from the Board of Management during the assessment period
2018-19	2017-18	2016-17	2015-16	2014-15									
87	65	60	53	53									

4.3	Total number of classrooms and seminar halls  HEI Input : 50  Change Input (Optional) :  <input type="text"/>	4.1.3	Provide appropriate document duly certified by competent authority in support of the class rooms used by students.	 Supporting Document : (If any)
-----	--	-------	--	--

4.4	Total number of computers in the campus for academic purpose  HEI Input : 454  Change Input (Optional) :  <input type="text"/>	4.3.2	Please provide Stock register extracts/invoice copy duly certified	 Supporting Document : (If any)
-----	---	-------	--	--

4.5	Total Expenditure excluding salary year-wise during the last five years ( INR in Lakhs)  HEI Input : <table border="1"> <tr> <td>2018-19</td> <td>2017-18</td> <td>2016-17</td> <td>2015-16</td> <td>2014-15</td> </tr> </table>	2018-19	2017-18	2016-17	2015-16	2014-15	4.4.1 7.1.8 4.1.4	Please provide Statement of income and expenditure duly audited and
2018-19	2017-18	2016-17	2015-16	2014-15				

	956.26	893.4713	757.9237	369.734	349.3675		certified by the finance officer and Head of the institution highlighting the salary component
--	--------	----------	----------	---------	----------	--	---